

Jacqueline Kennedy



## PROJECT SUMMARY

The main purpose of this project is to introduce the user to the accomplishments of Jacqueline Bouvier Kennedy during the White House Years. There will be 6 main interfaces to this piece. They are Introduction to Jacqueline Kennedy, Biography, Timeline, Restoration of the White House, an Artifacts memory game, Jacqueline Kennedy photo gallery and the Credits Page.

### 1. INTRODUCTION TO JACQUELINE KENNEDY:

The interface will start with a large quote of text of a quote of hers words fading in on the right of her figure of the stage. The quote will be a movie clip and after it is loaded beneath there will be a little text welcoming the viewer to the piece and what they learn. The biography button will begin to flash so that the user will know to press the button to begin the show.

### 2. BIOGRAPHY:

The interface will begin with a picture that will ease down from a line that starts in the movie clip from the figure of Jacqueline Kennedy that is already on the stage. The heading of the section “Biography Jacqueline Kennedy” will be in the upper right. There will be quick facts like a list on the page like her name and how long she was in the white house and what her platform was while she was there. This will be a scrolling text section. The picture will also be a mini gallery so the user can go through 5 pictures of Jacqueline Kennedy’s life.

### 3. TIMELINE:

The interface will begin with a horizontal line that grows from the static form of Jacqueline Kennedy from the left to the right and has numbers on it and little balls on it. The heading of the section “Jacqueline Kennedy in the White House” will be in the upper right and directions on how to use the timeline will be beneath it. When the user rolls over the movie clip balls they will get the events for the months or years that she did things in the white house. There will be pictures embed within this timeline. In this interface this will explain the different department that she put in place.

### 4. RESTORATION:

The interface will begin with two buttons that will fade in on the stage. One button will be in the shape of the White House first floor plan and the second button will in the shape of the White House second floor plan. The heading of the section “Restoration of the White House” will be in the upper right and directions on how to use the section beneath it. When the user presses either button a bigger floor plan will fade in using tweening and appear on the stage, left of the buttons and will be a movie clip. The user will over the room titles that are blinking and a panel will slide up from the bottom that will be masked beneath the navigation with the information of that particular room and pictures of the before and after the restoration that Jacqueline Kennedy implemented.

Jacqueline Kennedy

#### 5. ARTIFACTS:

The interface will begin with 10 cards that are face down and this will be the game section where the user will play memory game. The heading of the section “Artifacts of the White House” will be in the upper right and directions on how to use the section beneath it. The object of the game is for the user to remember where the cards are setup in the configuration but also where they are in the white house. It will be very easy and will be color-coded when the user turns it over. There will be a text box explaining the importance of the artifacts to the white house and Jacqueline Kennedy’s contribution to that.

#### 6. GALLERY:

The interface will start with two text buttons on the stage that let the user know they will activate two different galleries. This be beneath the heading of the section “Galleries of the Jacqueline Kennedy” will be in the upper right. One button will say “In the White House” and the “Around the World”. When you press on the buttons it will activate a horizontal gallery. The pictures will be small in the background and will span the length of the piece from her figure over but when press on them they will come to the front with a caption to the space right of the title for a full view. There will be an unload button to go back to original state.

#### 7. CREDITS:

Pictures will appear in thumbnail form 3 across and when you rollover them there credits will appear in a text box their credits.

#### AUDIENCE PROFILE

Primary User- 20 year old women and up. Native internet users who can appreciate a minimal design on a flash piece and are interested in the learning about the specific changes Jacqueline Kennedy made while in the white house.

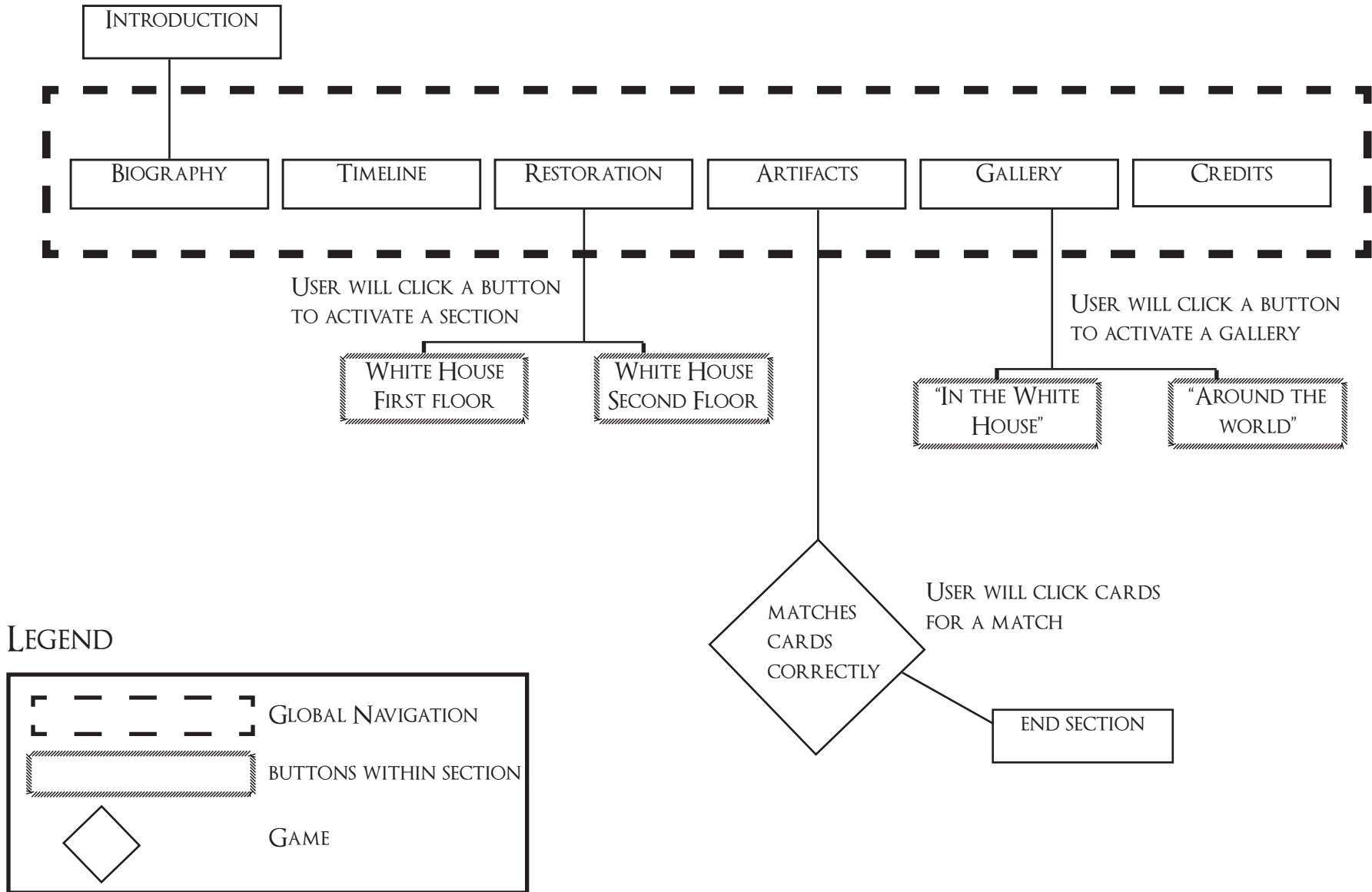
#### PERSONA

Kim Baker is a 24 year old college student. She is working on a school research project about the architecture of White House and wants to find out what changes Jacqueline Kennedy made to White House. This interactive web site will help her in her quest to learn more about Mrs. Kennedy platform about the a historical landmark and if any physical changes were made to the White House. This will also teach her about the objects that are in the White House with the memory game.



#### PERCEPTION/TONE

Elegant and informative.



Jacqueline Kennedy

960 px

“EVERYTHING IN THE WHITE HOUSE MUST HAVE A REASON FOR BEING THERE. IT WOULD BE SACRILEGE MERELY TO ‘REDECORATE’ IT -- A WORD I HATE. IT MUST BE RESTORED -- AND THAT HAS NOTHING TO DO WITH DECORATION. THAT IS A QUESTION OF SCHOLARSHIP.”

Jacqueline Kennedy  
THE WHITE HOUSE YEARS

WELCOME TO THE  
JACQUELINE KENNEDY  
WHITE HOUSE YEARS ....

this will appear once the piece has loaded in the browser and after that is done a box will slide out from behind the figure with a brief intro to the piece and the biography button will start to flash to begin the piece

movie clip that will slide from behind her and open up

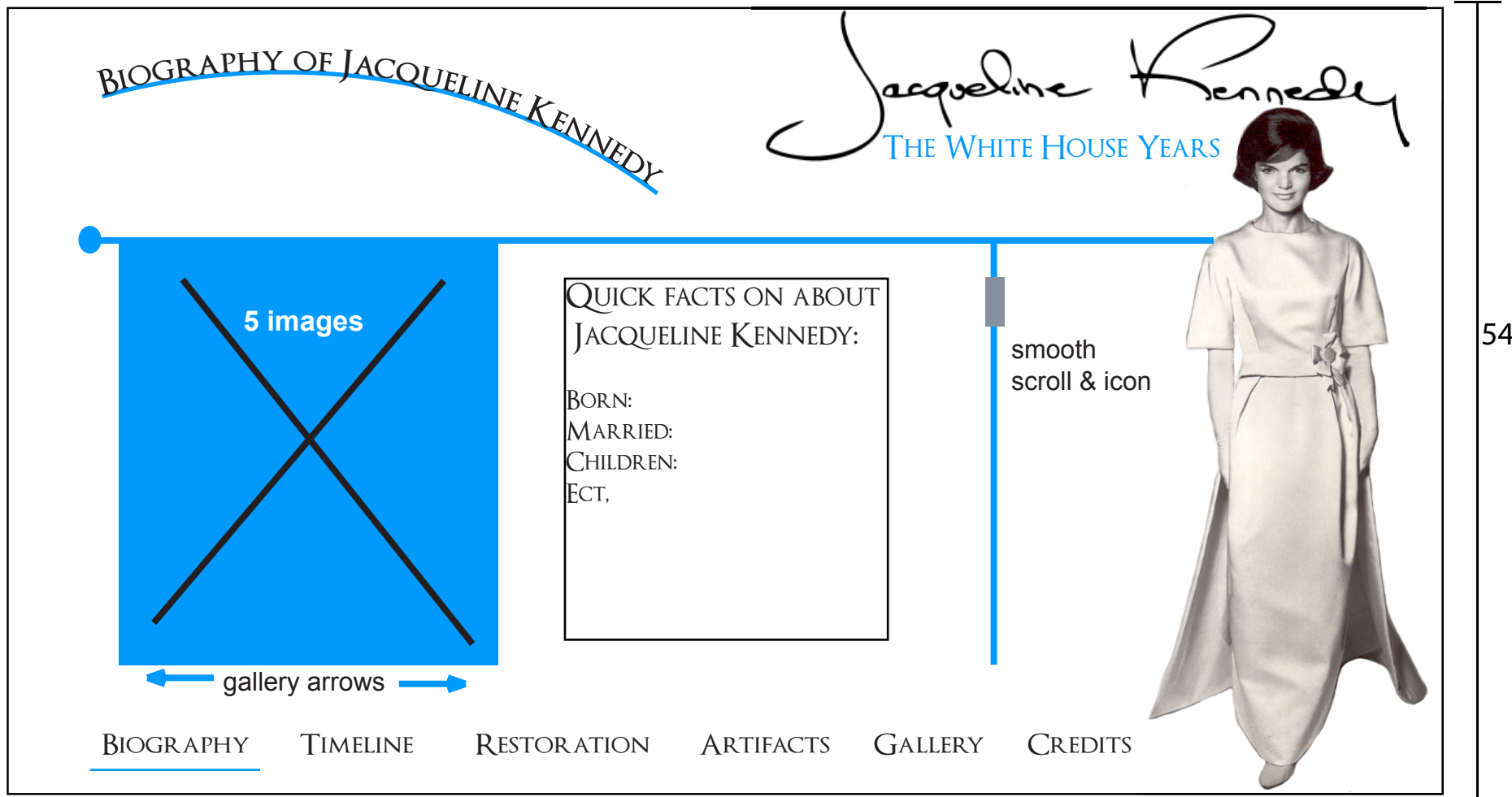
BIOGRAPHY   TIMELINE   RESTORATION   ARTIFACTS   GALLERY   CREDITS

540px

Jacqueline Kennedy

WIREFRAME- BIOGRAPHY

960 px



540px

5 images

QUICK FACTS ON ABOUT  
JACQUELINE KENNEDY:

BORN:  
MARRIED:  
CHILDREN:  
ECT,

smooth  
scroll & icon

← gallery arrows →

BIOGRAPHY   TIMELINE   RESTORATION   ARTIFACTS   GALLERY   CREDITS

Jacqueline Kennedy


WIREFRAME- TIMELINE

960 px

JACQUELINE KENNEDY 1961-1963

ROLL OVER THE BALLS ON THE LINE TO SEE IMPORTANT DATES.

Jacqueline Kennedy  
THE WHITE HOUSE YEARS




540px

1961

JANUARY 20

1962

1963

 John F. Kennedy is inaugurated as the thirty-fifth president of the United States. Jacqueline Kennedy becomes the third-youngest first lady.

The user will roll over the ball and date and maybe an image. There will text explain while date is important

[BIOGRAPHY](#)

[TIMELINE](#)

[RESTORATION](#)

[ARTIFACTS](#)

[GALLERY](#)

[CREDITS](#)



Jacqueline Kennedy

WIREFRAME- RESTORATION

960 px

RESTORATION OF THE WHITE HOUSE

THE WHITE HOUSE YEARS

FIRST FLOOR

SECOND FLOOR

panel

East room before

East room after

BIOGRAPHY

TIMELINE

RESTORATION

ARTIFACTS

GALLERY

CREDITS

540px

buttons

hover over rooms and the panel slides up with before and after pictures.



Jacqueline Kennedy



WIREFRAME- ARTIFACTS

960 px

ARTIFACTS OF THE WHITE HOUSE

PLAY THE MEMORY GAME WITH THE ARTIFACTS IN THE WHITE HOUSE

THE WHITE HOUSE YEARS



540px

BIOGRAPHY

TIMELINE

RESTORATION

ARTIFACTS

GALLERY

CREDITS

Jacqueline Kennedy


WIREFRAME- GALLERY

960 px

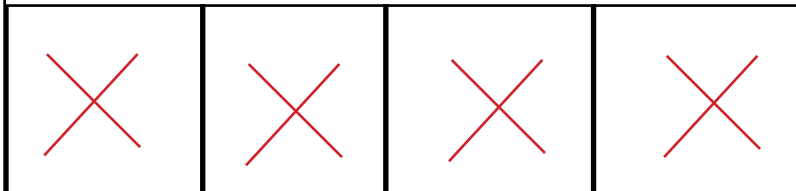
GALLERIES OF JACQUELINE KENNEDY

IN THE WHITE HOUSE ← buttons  
AROUND THE WORLD ←

Jacqueline Kennedy  
THE WHITE HOUSE YEARS



holder for pictures in thumbnail view.  
when clicked on they go in big container



Caption box for image



540px

BIOGRAPHY

TIMELINE

RESTORATION

ARTIFACTS

GALLERY

CREDITS

Jacqueline Kennedy

WIREFRAME- CREDITS

960 px

CREDITS

X	X	X	X
X	X	X	X
X	X	X	X

scroll bar

text box where credits appear when the image is hovered over will slide from behind figure to appear on the stage

Jacqueline Kennedy  
THE WHITE HOUSE YEARS

BIOGRAPHY    TIMELINE    RESTORATION    ARTIFACTS    GALLERY    CREDITS

540px